



Acekard 2 特性

Original cart size, simple plug and play, no passme or flashed NDS needed

The Acekard 2 is the same size as an original cart and you don't have to flash your machine or use a passme in order to use it.



Never lost save data

Acekard 2 writes directly to the save file on your MicroSD card. No need to manually select save types nor battery. Save files are compatible with other flash carts. All you need to do is make sure the save file has the same prefix name and put it at the same directory of file. Then you can just run the software to use new save file.

Perfect compatibility

Acekard 2 inherit the best quality of acekard's products. You can just drag and drop software on MicroSD card to run.

**On first boot it takes some time to create save file. The loader time after save file is created is very fast.*

Support Homebrew programs/games

The Acekard 2. is compatible with all homebrew because of the DLDI auto-patcher. You can just copy the homebrews to the MicroSD card and run it. You can use Moonshell, one of the most well known homebrew software on DS, for multi media. Watching movie, listening MP3, reading TXT novel on DS is so easy! Please [\[download moonshell for AK 2 here\]](#).

**Some homebrews need to be put at the root of MicroSD card for best compatibility.*

Support SDHC MicroSD card

Acekard 2 support SDHC and offer unlimited space for you. You can copy all you favorite software, songs and movie to one MicroSD card.

Support any brand of MicroSD card

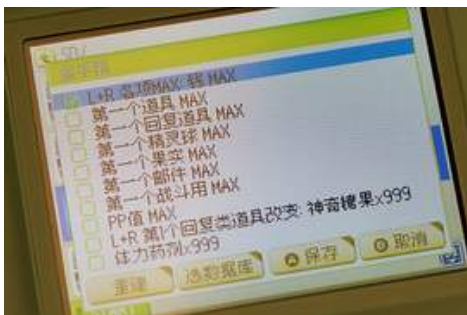
Acekard 2 can be meet with any brand of MicroSD card. Do not need to worry about the speed of MicroSD card.



Support Action Replay cheats. Build-in editor

Acekard 2 support Action Replay cheats in .dat, .xml and .cc format. You can select how to use AR cheats by using the build-in editor.

1. Copy AR cheats in .dat or .xml format to /__ak2/cheats. Copy .cc format file to the same directory of file.
2. Press "Y" to popup the editor.
3. Select "Cheat DB file".
4. Select the cheat file.
5. Select "Rebuild".
6. If you have the cheat code of the software then a list window will be shown. You can use "X" and "Y" to enable or disable them.
7. Press "A" to save your changes and enter software for fun.



Built in "Trimming" Function

The Acekard 2 has a "Trimming" Function built in. When you copy a file in the Micro SD , the Acekard 2. will automatically trim any un-necessary data in a file.

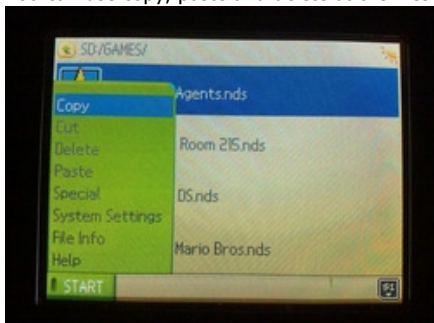
Fully touch screen operation

The Acekard R.P.G. utilizes the idea of the iPhone which gives the customer a totally new control experience.

* You are able to use "Button Control" as well.

Build-in file operation

You can use copy, paste and delete at the files in MicroSD card.



Can be used as a Passme to boot from slot-2 flash carts. Run GBA games by using expand cart

The Acekard 2 can be used as a passkey, so you can boot your slot2 flash carts with it.

AK2 also support 3in1 expansion cart. You can run gba games from MicroSD card directly.

*You need insert MicroSD card with OSMenu to use Passme function.

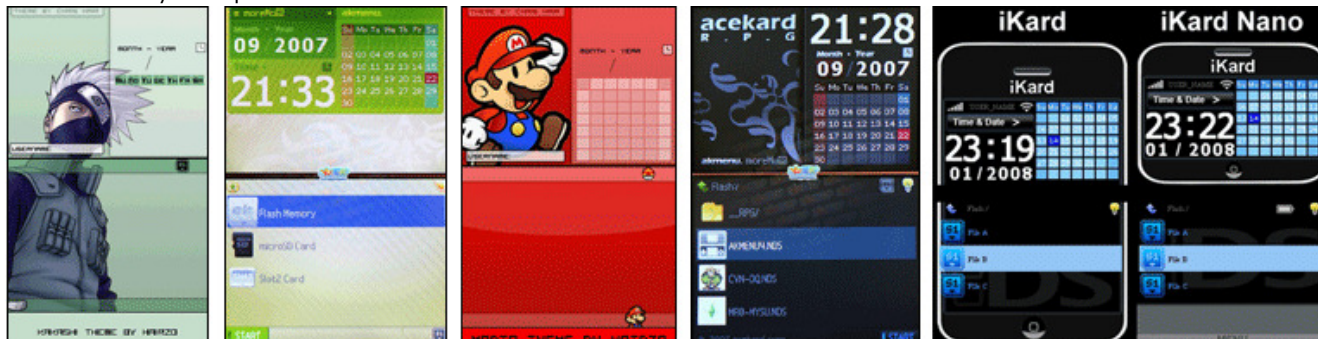
*Expansion cart sold separately.

Support Multi-language

You can easily change the language within Acekard 2. There are 8 languages in the firmware, Which are Simple Chinese, Traditional Chinese, English, French, Italy, Spanish , Japanese and German. You can modify and replace these languages' text as you wish. They are all in /__ak2/language/.

Support Skin and Dynamic skin change

Acekard 2 use the same skin system of AK RPG. You can easily DIY Acekard 2 skin, and change it at anytime. All the pictures, buttons, text, even their coordinate can be customized. You also can add your own customer text and customer pictures. Same skin different style! You can find [\[more skins here\]](#). And you can find skin editor at [\[at here\]](#). You can just copy the folder of skins to "/__ak2/ui/" and enable it from "System Options" at start menu.



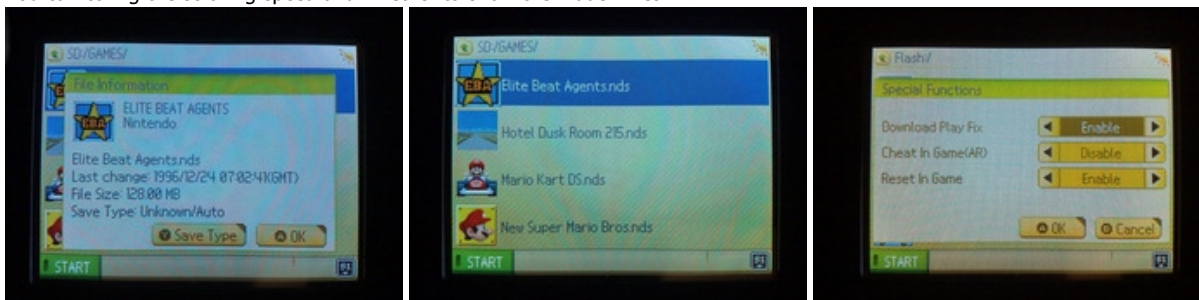
Perfect UI

AK 2 will start in the folder you last ran software from.

Every file and folder has an icon in front of the name. Softwares will display their icon directly.

Using the simple list view more files will be shown on screen.

You can config the scrolling speed and whether to show the hidden files.



Support soft-reset, Download play and WIFI playing

AK 2 support soft-reset whenever you running a software. You can return to AK 2 menu when you're running software by just pressing L+R+A+B+Down. You do not need turn off DS to change softwares. You can disable this function in menu.

Support brightness adjustment

[Home](#) | [About](#) | [Contact Us](#)

© 2006-2008 AceKard, All Right Reserved.